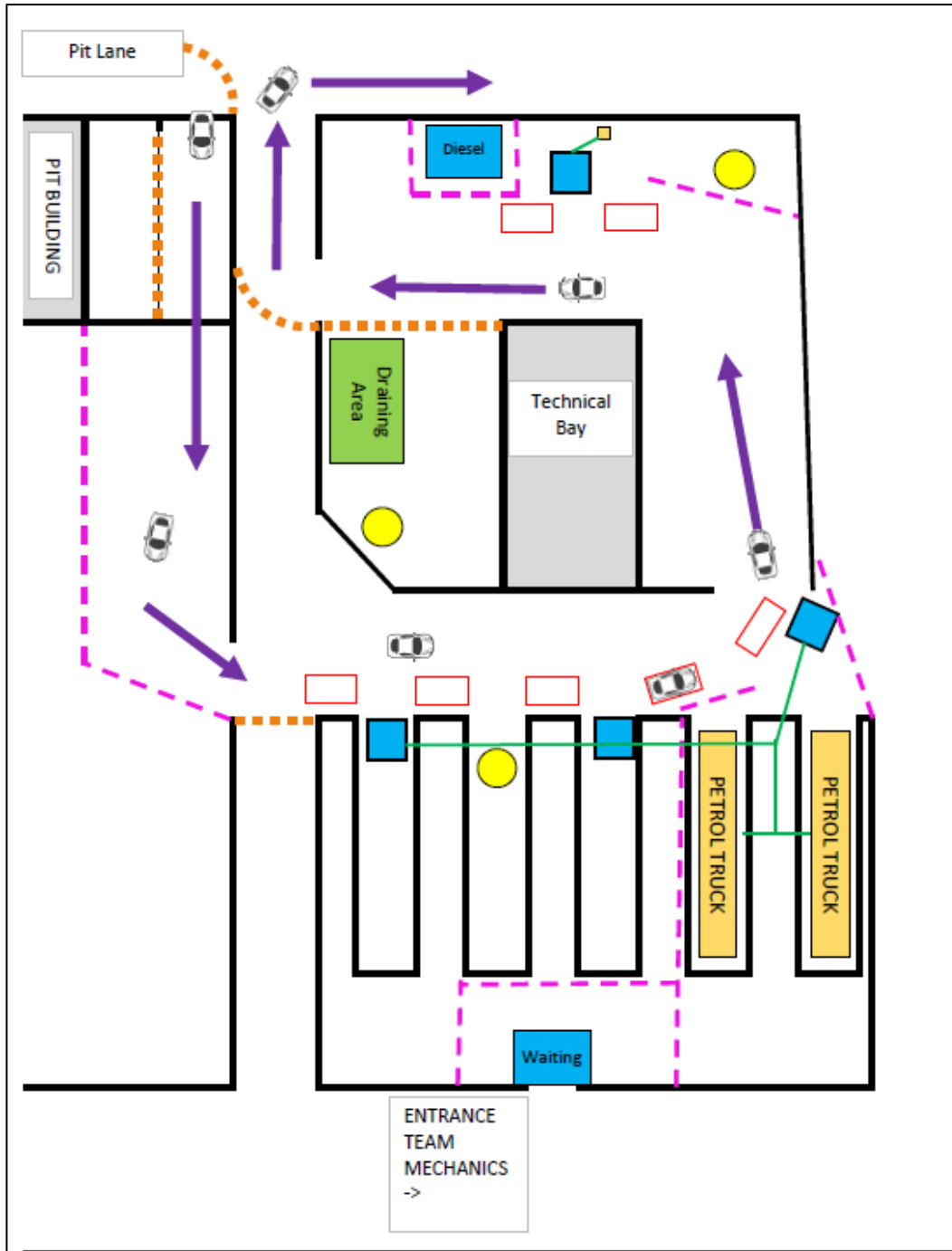


ROUTES AND PROCEDURE Hankook 12H/24H SILVERSTONE,
7 Race Series

- 1) 12H + 24H Race: Access to refuelling area**
- 2) 12H Race: Parc Fermé Routing – Intervention Break and Finish of Race**
- 3) 12H + 24H Race: Scrutineering routing Wednesday and Thursday**
- 4) Support Race: Access to circuit**
- 5) Pit Lane during track activity of support races**


1) 12H + 24H Race: Access to refuelling area

The refuelling area entrance is through the last pit box (12E), the exit through the gate behind the last pit box, according to the plan below



2) 12H Race: Parc Fermé Routing – Intervention Break and Finish of the race

The Parc Fermé area for the intervention break on Friday evening and the end of the race on Saturday, is located on the paddock/parking area behind the Technical bay. After the first part of the race and the finish of the race, teams need to exit via the last pit box (12E) and go straight on towards the Parc Fermé area.



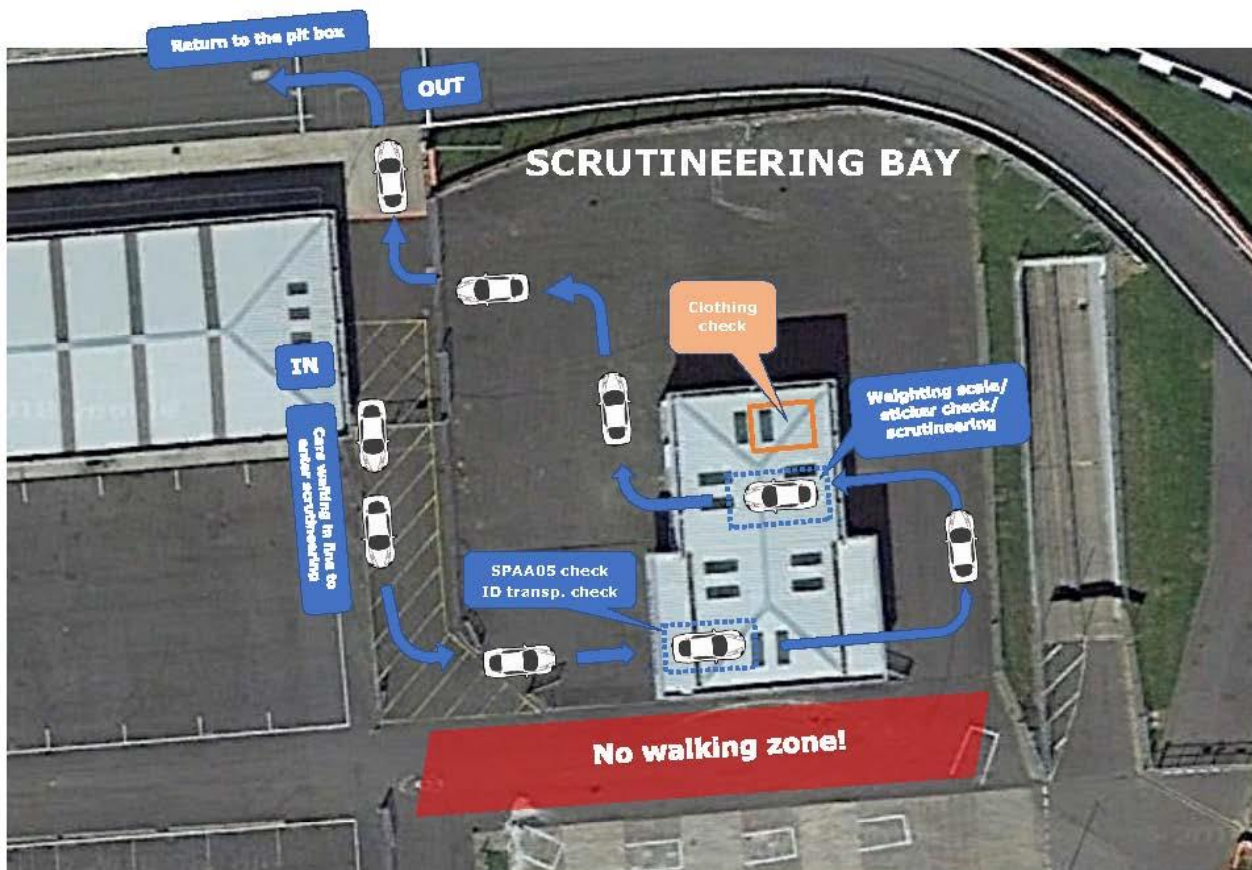
3) 12H + 24H Race : Scrutineering routing Wednesday and Thursday

During the OPTIONAL PRIVATE TEST SESSIONS on Thursday, Scrutineering will still be available for 12H/24H SILVERSTONE teams.

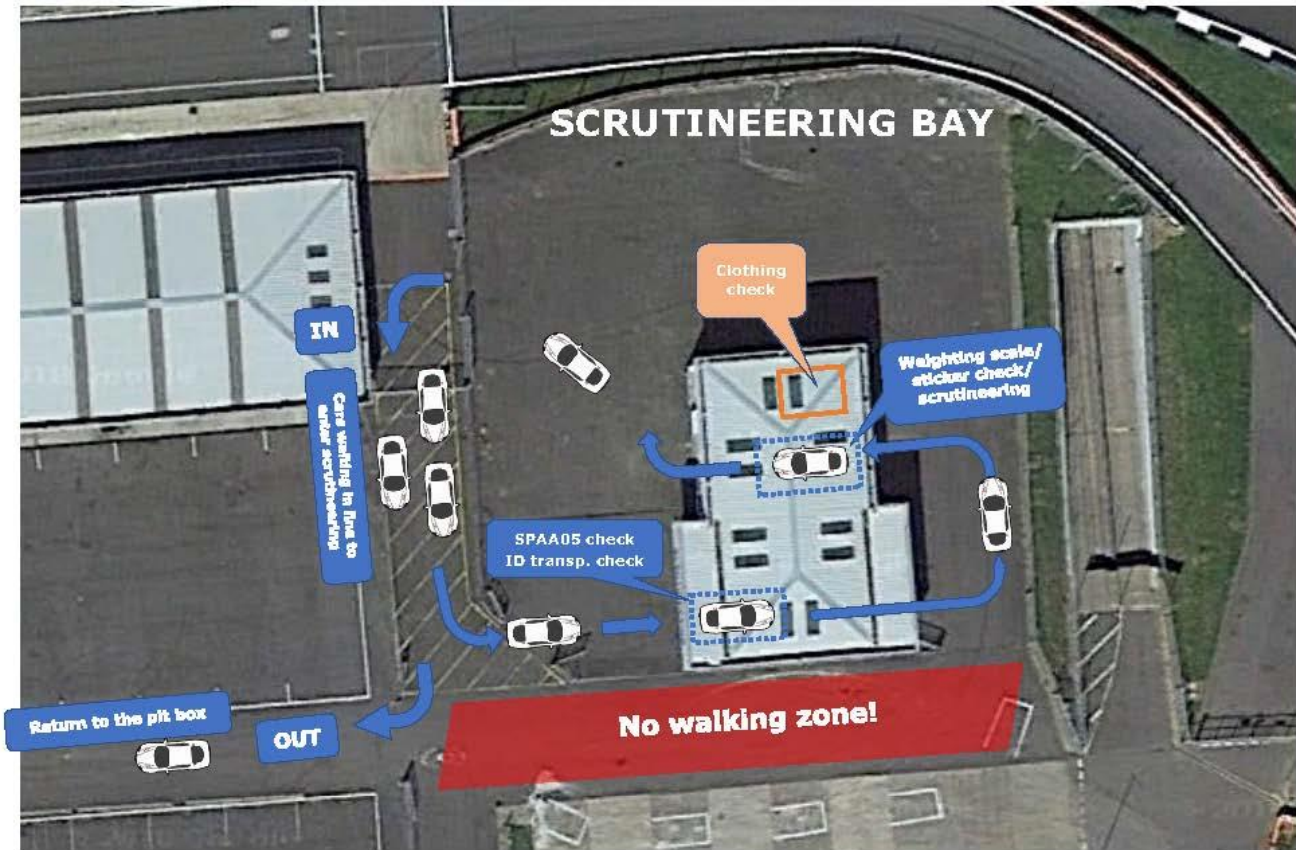
For those that are attending Scrutineering during these times, the following rules apply:

- A. Push your car in driving direction towards the Scrutineering Bay. Do not obstruct any participant that is entering/exiting the refuelling area.
- B. Enter the scrutineering bay via the access gate at the end of the pit lane. Do not use the last pit boxes to enter the area (Entrance refuelling area)
- C. Place your car in the waiting area according to the image below
- D. Follow the Scrutineering route as described in the image below
- E. Bring the car back to your pit box via the paddock side. Alternatively you can re-enter the pit lane during the access gate at the beginning of the pit lane.
- F. Push your car back into your pit box as soon as possible. Leave it inside as long as the track activity continues.

3.1) Scrutineering Route (Wednesday evening, no track activity)



3.2) Scrutineering Route (Thursday morning, during track activity)



4) Support Race: Access to circuit

For track activity, the pit lane is entered and exited via the access gate at the end of the national pit lane, next to the technical bay/refuelling area. Before a session starts, teams of the support race are supposed to line up at the access point. At the end of the track activity, teams should immediately exit the track via the gate and go to their paddock/Parc Fermé area.

a. 7 Race Series



5) Pit Lane during track activity of support races

During track activity of the support races, all 12H/24H SILVERSTONE teams need to stay inside of their pit box. Also, the entire pit lane area needs to be made available for the support races. No loose equipment should stay in the pit lane. Building up of gantries, pit wall tents etc. is only allowed when there is no track activity.

The pit doors are allowed to stay open. The 24H DUBAI teams are kindly asked to let team members (and family members) of the support races stay inside of their box during the track activity.

a. Teams of support races are allowed to take the following equipment into the pit lane during their track activity:

- Nitrogen bottles
- Tyre guns
- 2 sets of tyres (on wheels)
- 2 tool shelves (on wheels)

b. During support race track activity, the pit lane is divided into a working lane and fast lane.

Participants need to keep their equipment as close as possible to the pit building and may not obstruct other teams. Driving speed in the fast lane is 40km/h.